



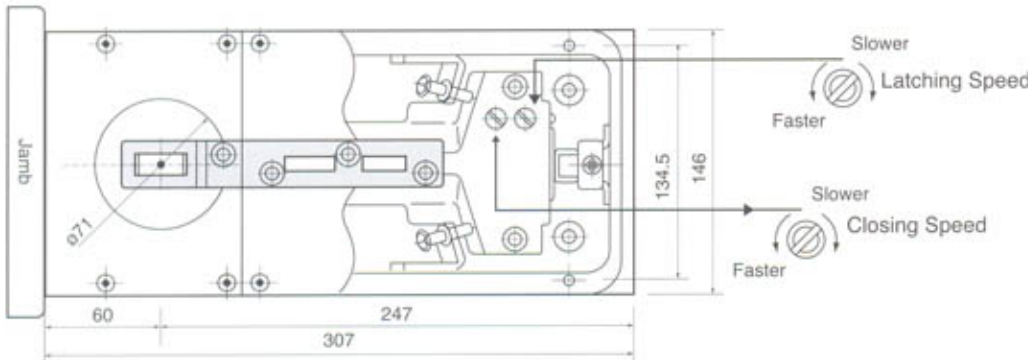
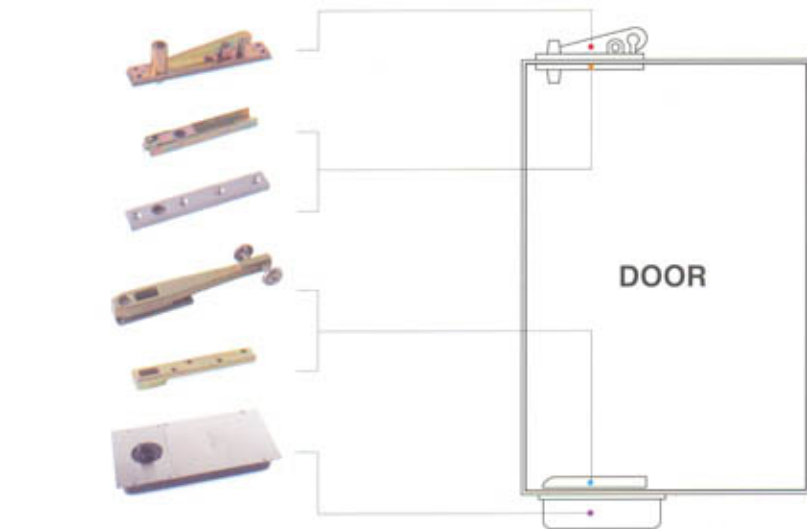
Center-Hung Floor Hinges for Either Inward or Outward Opening

No. 2000 series FLOOR HINGES

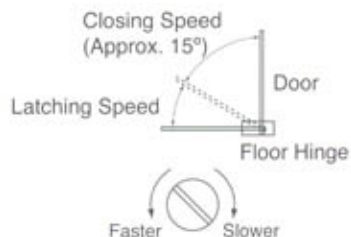


QUALITY
GUARANTEE

No. 2000 series FLOOR HINGES

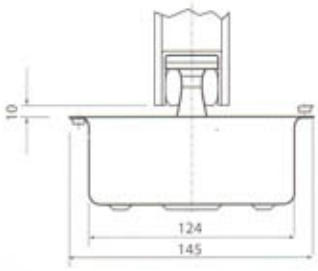
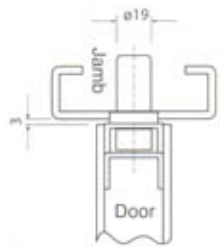
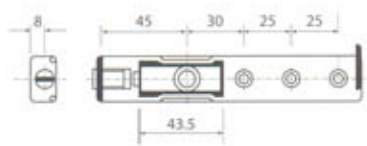
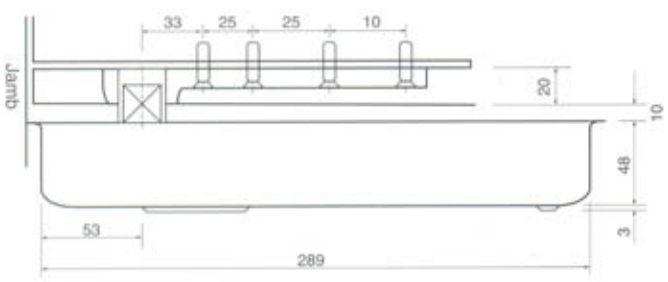
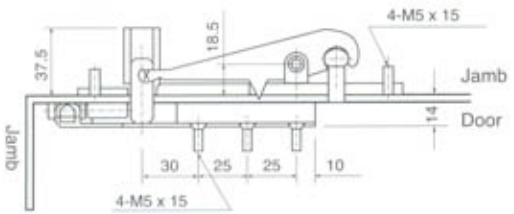
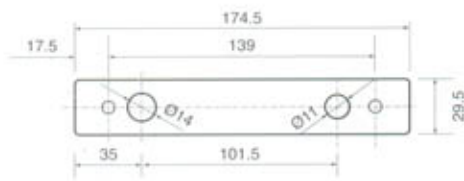
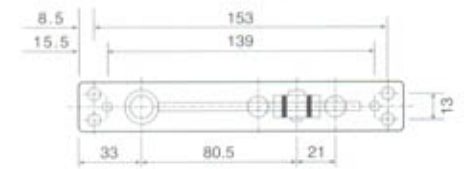
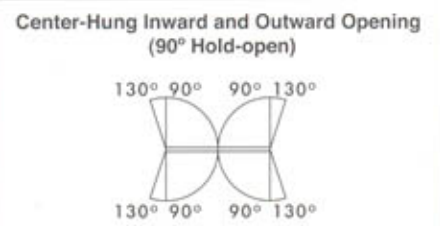


CLOSING LATCHING SPEED ADJUSTMENT
To adjust the closing speed, turn the closing speed adjustment screws in the directions of the arrows.



1. Closing speed adjustment
Regulation the valve for 130°-15° door opening.
2. Latching speed adjustment
Regulation the valve for 15°-0° door opening.

MODEL NO.		APPLICABLE DOOR WIDTH (MM)	MAX. DOOR WEIGHT (KGS)	CLOSING FORCE (KGF.M)
WITH HOLD-OPEN FUNCTION	WITH HOLD-OPEN FUNCTION			
S-2011	2011	950	70	2.3
S-2022	2022	950-1050	110	3.0
S-2033	2033	1050-1250	130	3.4



QUALITY AND FEATURES

1. Manufactured by **QUALITY ASSURED ISO9002 FACTORY.**
2. 500,000 cycles were passed.
3. Guaranteed free replacement against any defects in material or workmanship.
4. YANK floor hinges have dual valves for controlling the closing and latching speeds separately. The valves are fully adjustable after installation.
5. Positive centering for alignment holds the door closed even against strong winds.
6. A maximum opening angle of 130° is ensured for either inward or outward opening.
7. Available with offset-hung floor hinge for one side opening.