

## 376 Series - Push Bar Exit Hardware

In distinct contrast to the modular nature of the Briton 560 - 570 Series, the long established Briton 376 Series is supplied as a complete boxed product. Versions with pullman latches or other additional features such as alarm connection are specified as complete assemblies which are identified by the following suffixes to the product code:

- .P with pullman latches
- .N with mortice nightlatch
- .A with alarm facility
- .D with manual dogging (hold-back function)



## 376 Series - Push Bar Exit Hardware

### Features & Benefits

- Rim latch, vertical bolts and mortice nightlatch options
- Tested in excess of 200,000 cycles
- Products designed to satisfy panic exit applications or emergency exit applications
- Suitable for single doors and in combination on double doors
- Self handed or site reversible
- Durable aluminium die cast body and end boxes with extruded aluminium guides
- Steel shoot bolts
- Tubular steel shoots and cross bar can be cut on-site to suit door width and height
- Options include alarm activation, manual hold-open (dogging), and quiet close pullman latches
- Available in sprayed silver and plated metallic finishes
- All versions supplied complete with fixings, installation instructions and self adhesive "Push Bar to Open" signage



### Testing & Certification

CE marked to EN 1125 (AAA011) and EN 179

Fire tested to EN 1634 to achieve a 2 hour fire rating on timber doors and steel doors.

Full Declaration of Performance available from our website at:

[www.britondops.co.uk](http://www.britondops.co.uk)



### What's in the box?

- Panic or emergency device c/w all vertical bolts and latches as required
- Strike plate/s
- Fixing pack
- Installation instructions

376 Series - Push Bar Panic Exit Hardware

Options with pullman latches, alarm or hold-back feature



Panic Exit Bolt  
Briton 376

- Vertical panic bolt activation
- Two point locking for extra security
- Anti-thrust device, prevents forced latch retraction
- Suitable for single and double door applications
- Optional models available (see chart page 183)

Panic Exit Latch  
Briton 378

- Rim panic latch with single point latching
- Suitable for single and double doors in combination with Briton 376 panic bolt
- Hand reversed on site
- Optional models available (see chart page 183)

Mortice Panic Nightlatch  
Briton 379.N

- Mortice panic nightlatch
- For single doors and the first opening leaf of double doors
- Hand reversed on site
- Supplied with dual profile cylinder mortice nightlatch, (cylinder not supplied)
- Anti-thrust device prevents forced latch retraction



Panic Exit for Double Doors  
Briton 377

- Double door combination
- Suitable for rebated double doors
- Comprises 376 rim latch and 378 vertical bolt devices
- 378DDS double door strike included

Options and accessories

Most of the 376 Series panic exit devices can be ordered with additional functions of built in alarm, hold-open (dogging) function or with quiet close pullman latches. Please refer to the product selector overleaf.  
A series of accessories is also available to suit application to metal doors.

Briton 376 - Double door applications

Non rebated doors

Part No.	Part No.
Briton 376	Briton 376
+ options	+ options

Rebated doors

Part No.	Part No.
Briton 376	Briton 378
+ options	+ options

Non rebated doors - mortice nightlatch

Part No.	Part No.
Briton 376	Briton 379.N
+ options	+ options

Rebated doors

Part No.
Briton 377

376 Series - Push Bar Panic Exit Hardware to EN 1125

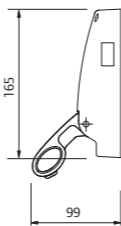
Device Type	376	376.A	376.D	376.P	376.PD	377	378	378.D	379.N	379.NA	379.ND
Panic exit device to EN 1125	■	■	■	■	■	■	■	■	■	■	■
Vertical bolts top/bottom	■	■	■	■	■	■					
Single point rim latch							■	■			
Mortice nightlatch									■	■	■
Suitable for single doors	■	■	■	■	■		■	■	■	■	■
Suitable for double door combinations						■					
Min./Max. door width (mm) per leaf	665 1300	665 1300	665 1300	665 1300	665 1300	665 1300	665 1300	665 1300	665 1300	665 1300	665 1300
Max. door height (mm)	2500	2500	2500	2500	2500	2500	n/a	n/a	n/a	n/a	n/a
Features											
Mortice nightlatch operation									■	■	■
Push bar cut on-site	■	■	■	■	■	■	■	■	■	■	■
Adjustable top/bottom latches	■	■	■	■	■	■					
Self handed	■	■	■	■	■				■	■	■
Site reversible						■	■	■			
Quiet close pullman latches				■	■						
Alarmed		■								■	
Dogged hold-open facility			■		■			■			■
CE Classification											
376B1322AA	■	■	■								

Door sizes

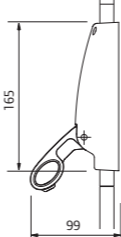
All products are suitable for use on doors up to 2500mm high x 1300mm wide. Minimum width of stiles 78mm for 13mm rebates and 90mm for 25mm rebates. For doors with less than 665mm clear opening width please seek advice from Technical Support on 0800 834102.

For Briton 379.N, 379.NA & 379.ND minimum door thickness is 40mm and minimum width of stile is 88mm.

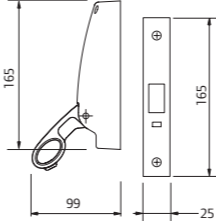
Briton 378



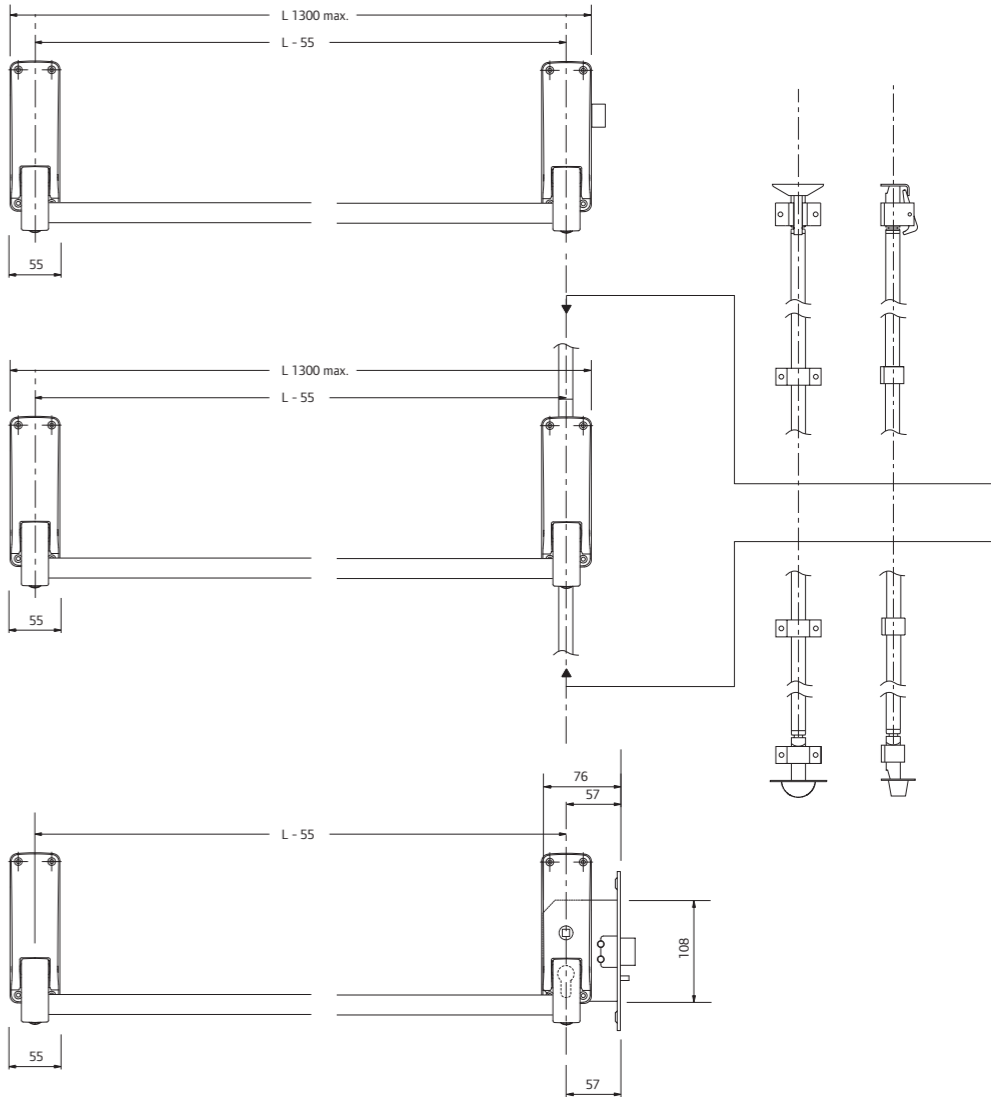
Briton 376



Briton 379.N



all dimensions are in mm



Product Ref:	Description	Finishes
376	Push bar panic exit rim latch device	SE; SS*; PS*; PB*
376.A	Push bar panic exit rim latch device with alarm function	SE; SS*; PS*; PB*
376.D	Push bar panic exit rim latch device with manual dogging	SE; SS*; PS*; PB*
376.P	Push bar panic exit rim latch device with upper and lower pullman latches	SE; SS*; PS*; PB*
376.PD	Push bar panic exit rim latch device with upper and lower pullman latches and manual dogging	SE; SS*; PS*; PB*
377	Double door combination of rim latch and vertical bolt devices for rebated double doors	SE; SS*; PS*; PB*
378	Push bar panic exit vertical bolt device	SE; SS*; PS*; PB*
378.D	Push bar panic exit vertical bolt device with manual dogging	SE; SS*; PS*; PB*
379.N	Push bar panic exit device with dual profile cylinder mortice nightlatch	SE; SS*; PS*; PB*
379.NA	Push bar panic exit device with dual profile cylinder mortice nightlatch and alarm function	SE; SS*; PS*; PB*
379.ND	Push bar panic exit device with dual profile cylinder mortice nightlatch and manual dogging	SE; SS*; PS*; PB*
* PVD plated finishes		

376 Series - Push Pad Emergency Exit Hardware to EN 179

For applications not accessed by members of the public



Push Pad Emergency Exit Bolt  
Briton 372

- Pad operated vertical bolts
- Two point locking
- Anti-thrust device, prevents forced latch retraction
- Suitable for single and double door applications
- Self-handed
- Can be used with quiet close pullman latches



Push Pad Emergency Exit Latch  
Briton 1438

- Pad operated rim latch
- Suitable for use on single doors and first opening leaf of rebated double doors
- Site reversible
- Double door strike available for rebated double doors



Push Pad Emergency Exit Latch  
Briton 389.N

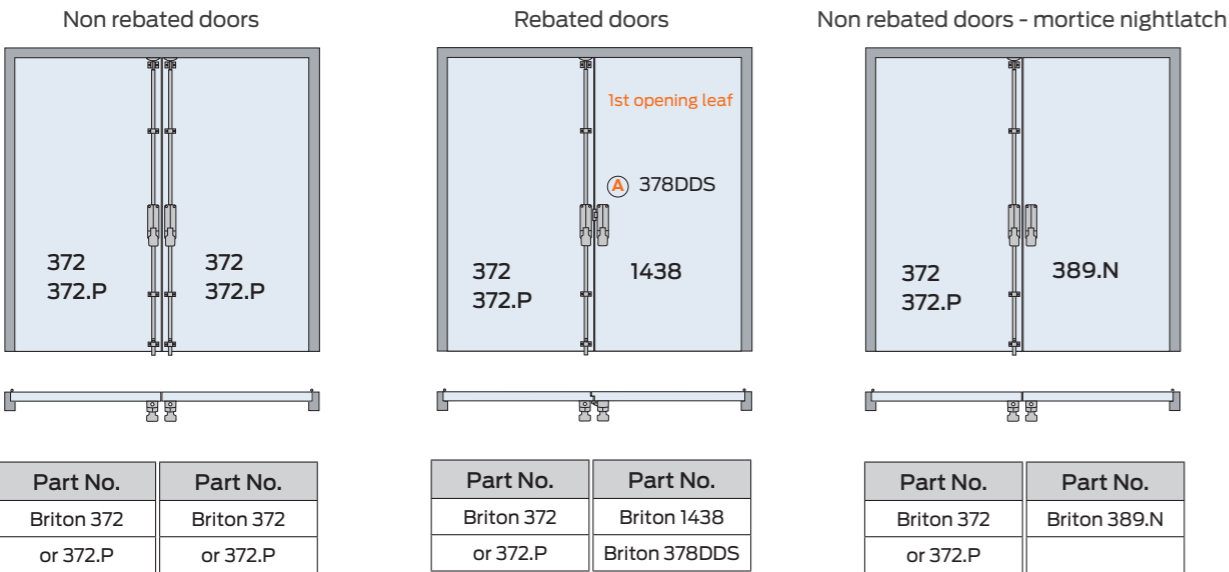
- Mortice nightlatch operation
- Suitable for use on single and double doors (see below)
- Site reversible
- Supplied with dual profile cylinder mortice nightlatch, (cylinder not supplied)
- Anti-thrust device, prevents forced latch retraction

Device Type	372	372.P	1438	389.N
Emergency exit device to EN 179	■	■	■	■
Vertical bolts top/bottom	■	■		
Single point rim latch			■	
Mortice nightlatch				■
Suitable for single doors	■	■	■	■
Suitable for double door combinations	■	■	■	■
Max. door height (mm)	2500	2500	n/a	n/a
Features				
Mortice nightlatch operation				■
Vertical rods and covers cut on-site	■	■		
Adjustable top/bottom latches	■	■		
Self handed	■		■	■
Site reversible		■		
Quiet close pullman latches		■		
CE Classification				
376B1342BA	■	■	■	

Products conforming to EN 179 are only intended for use by personnel who are fully aware of the escape routes and have been trained to operate these devices.

If there is any doubt about the suitability of these devices for your application you should ALWAYS use a panic exit solution to EN 1125.

Briton 372 - Double door applications



Ⓐ Accessories required



All Briton exit devices are supplied with self-tapping screws suitable for timber and metal doorsets.

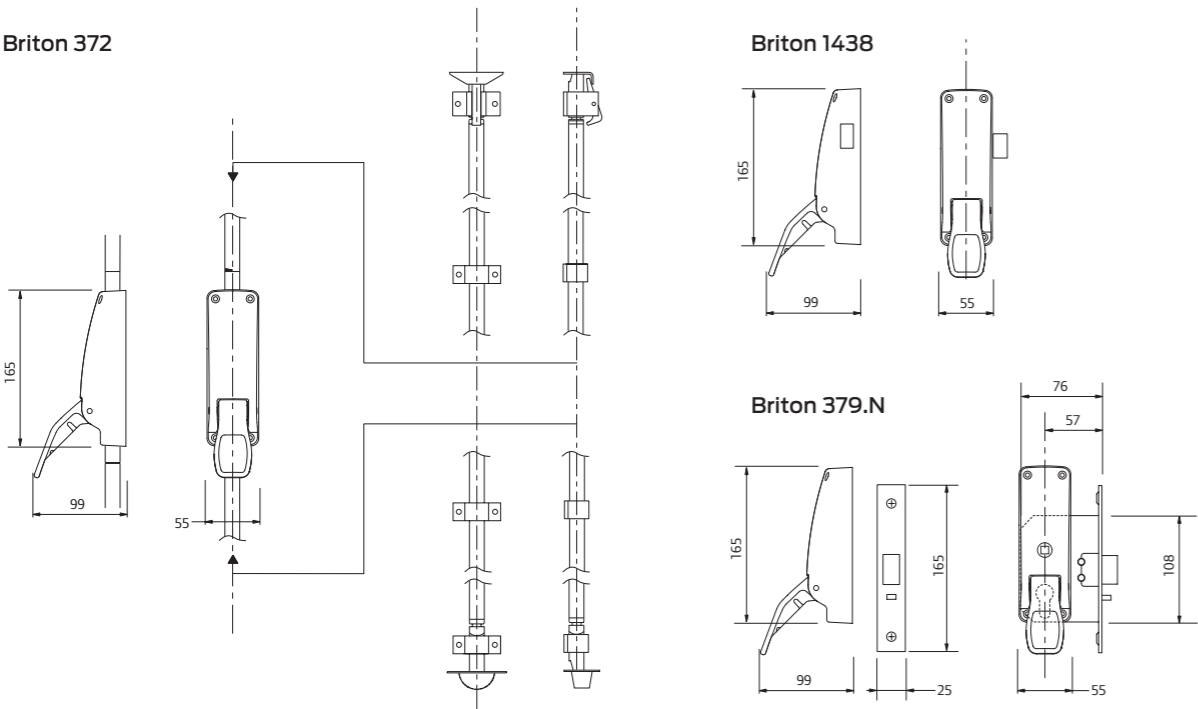
For customers who prefer machine screws, alternative fixing packs are available.



Options and accessories

The Briton 372 exit device is also available with quiet close pullman latches or with accessories to suit metal door applications. Please refer to the accessories overleaf.

376 Series - Push Pad Emergency Exit Hardware to EN 179



all dimensions are in mm

Product Ref:	Description	Finishes
376	Push bar panic exit rim latch device	SE; SS*; PS*; PB*
376.A	Push bar panic exit rim latch device with alarm function	SE; SS*; PS*; PB*
376.D	Push bar panic exit rim latch device with manual dogging	SE; SS*; PS*; PB*
376.P	Push bar panic exit rim latch device with upper and lower pullman latches	SE; SS*; PS*; PB*
376.PD	Push bar panic exit rim latch device with upper and lower pullman latches and manual dogging	SE; SS*; PS*; PB*
377	Double door combination of rim latch and vertical bolt devices for rebated double doors	SE; SS*; PS*; PB*
378	Push bar panic exit vertical bolt device	SE; SS*; PS*; PB*
378.D	Push bar panic exit vertical bolt device with manual dogging	SE; SS*; PS*; PB*
379.N	Push bar panic exit device with dual profile cylinder mortice nightlatch	SE; SS*; PS*; PB*
379.NA	Push bar panic exit device with dual profile cylinder mortice nightlatch and alarm function	SE; SS*; PS*; PB*
379.ND	Push bar panic exit device with dual profile cylinder mortice nightlatch and manual dogging	SE; SS*; PS*; PB*
* PVD plated finishes		

376 Series - Accessories



**Pullman latches**  
For doors that are subject to high levels of traffic, for example interconnecting doors in high populated areas, pullman latches on a vertical panic bolt provide a smooth and quiet alternative. Pullman latches are supplied as standard on Briton 376.P, 372.P and 376.PD. To upgrade existing installations, pullman latch kits 376/931 can be supplied separately. Also available with metal threaded screws (376M.P, 372M.P).



**376ELTS - Extra long top shoot**  
Suitable for use on doors that require the push bar to be in a lower position e.g schools or on doors up to 3350mm high (doors over 2500mm are outside the scope of EN 1125 and EN 179).



**378DDS - Double door strike**  
For use on rebated double door combinations when using a rim latch device (e.g 378, 1438)



**376FFKP - Flush face keeper plate**  
For applications where there is a flush head frame a flush face keeper plate can be used to secure the bolt.

Metal door applications

**Briton 378MDS** metal door strike for use with Briton 378 rim devices on single doors, or on the first opening leaf of a double rebated application.



**Briton 379MDS** metal box strike for use with Briton 379.N mortice panic nightlatch.



**Briton 376MDS**  
For vertical panic bolts. Comprises 2 strike plates and 1 trip plate to activate the top tripper

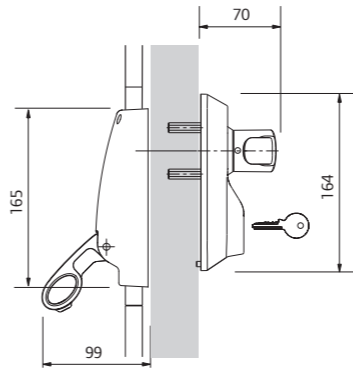
376 Series - Outside Access

A series of outside access devices which can be used with any Briton 376 Series panic and emergency exit devices. They provide a simple means of accessing the door from the outside.

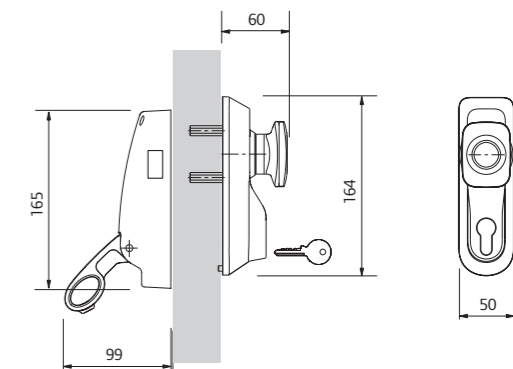
- Designed to suite with all Briton CE compliant exit devices
- Suitable for doors 40mm to 70mm thick
- Fixings suitable for timber & metal doorsets
- Powder coated for additional durability – silver, gold and brown bronze
- Choice of plated finishes – satin stainless steel, polished stainless steel and polished brass
- Illustrated instructions and template enabling accurate installation



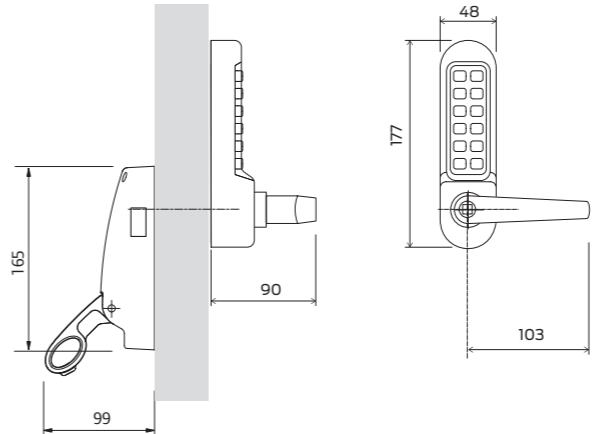
Briton 1413.LE



Briton 1413.KE



Briton 9260



all dimensions are in mm

Briton 1413.KE – knob variant

- Ergonomic design providing improved grip in wet conditions.
- Supplied with euro-profile standard differ cylinder
- Keyed-alike or master-keyed cylinder options available
- Optional key retention
- Non-handed
- Note: not recommended for high use areas

Briton 1413.LE - lever variant

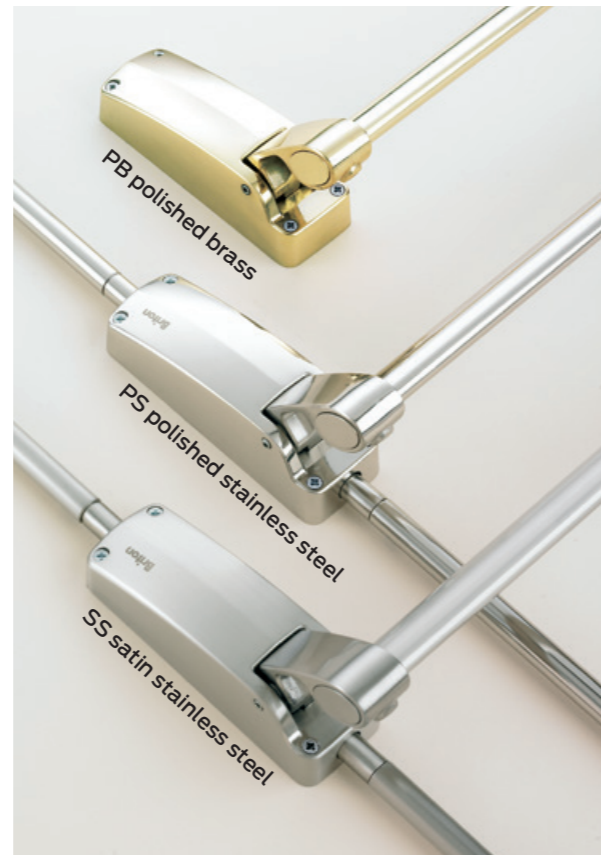

- Anti vandal design with clutch mechanism allows the lever to rotate when the unit is locked
- Site reversible lever provides good grip and easy action
- Easy retrofit on existing Briton 1413E models
- Supplied with euro-profile standard differ cylinder
- Keyed-alike or master-keyed cylinder options available
- Cylinders can be incorporated into existing masterkey systems
- BS 8300 compliant lever
- Optional key retention

Briton 9260 digital code lock

- Digital code lock option has over 2047 non sequential code options
- Supplied with extra long spindles for use with Briton exit devices
- Reversible lever operation for left or right hand applications
- Code changed by removing the unit from the door
- Not suitable for use with 389.N

Device Type	376/376.A/376.D	376.P/376.PD	377	378/378.D	379.N/379.NA/379.ND	372/372.P	389.N	1438
Briton 1413.KE	■	■	■	■	■	■	■	■
Briton 1413.LE	■	■	■	■	■	■	■	■
Briton 9260	■	■	■	■		■		■

## 376 Series - Guide to Finishes



All 376 Series exit devices and outside access devices are available in:

### Powder coated finishes

Silver (SE) finish is powder coated for increased durability having been salt-spray tested in excess of 240 hours. We recommend you use Silver (SE) finish for highly corrosive areas.

### Metallic plated finishes

**SS** - Satin stainless steel

**PS** - Polished stainless steel

**PB** - Polished brass

Double door strikes and metal door strikes are available colour matched.



Note: special colours may also be supplied.